

Ithaca Board of REALTORS®
Monthly Statistics Report
 April 2010

	Apr-07	Apr-08	Apr-09	Apr-10
All Residential Properties:				
Closed Sales:	73	48	43	60
Dollar Volume:	\$13,860,440	\$8,572,410	\$7,602,748	\$10,997,935
Average Selling Price:	\$189,869	\$178,592	\$176,808	\$183,299
Median Selling Price:	\$180,000	\$165,500	\$175,000	\$166,000
Average Days on Market (Listing Date to Closing Date):	143	149	155	142
Average Days on Market (Listing Date to Contract Date):	82	77	77	77
Average Selling Price to List Price:	95.200%	96.150%	93.750%	95.940%
New Listings	247	231	247	260
Average Active Listings (New and Current)	748	759	815	868
Average Listings Under Contract (New and Current)	193	90	94	128

	Apr-07	Apr-08	Apr-09	Apr-10
All Property Types:				
Closed Sales:	86	60	51	75
Residential	73	48	43	60
Land	9	10	3	10
Commercial-Industrial	2	1	3	2
Multi-Family	2	1	2	3
Dollar Volume:	\$14,950,440	\$9,273,910	\$8,480,398	\$12,386,460
Residential	\$13,860,440	\$8,572,410	\$7,602,748	\$10,997,935
Land	\$578,000	\$366,500	\$209,750	\$391,400
Commercial-Industrial	\$395,000	\$155,000	\$283,400	\$259,000
Multi-Family	\$117,000	\$180,000	\$384,500	\$738,125
Average Active Listings (New and Current)	1,120	1,229	1,210	1,293
Average Listings Under Contract (New and Current)	247	127	121	159

SOURCE: Ithaca Board of REALTORS®.

NOTE: The data relating to real estate sales comes from the Ithaca Board of REALTORS® Multiple Listing Service.

Ithaca Board of REALTORS®
Year-to-Date Statistics Report
 April 2010

	Apr-09	Apr-10	Percent Change	2009 Year-to-Date	2010 Year-to-Date	Percent Change	May-08 through Apr-09	May-09 through Apr-10	Percent Change
All Residential Properties:									
Closed Sales:	43	60	40%	153	189	24%	839	858	2%
Dollar Volume:	\$7,602,748	\$10,997,935	45%	\$25,515,486	\$35,771,528	40%	\$165,484,053	\$166,625,870	1%
Average Selling Price:	\$176,808	\$183,299	4%	\$164,577	\$189,638	15%	\$190,129	\$192,195	1%
Median Selling Price:	\$175,000	\$166,000	-5%	\$152,700	\$168,000	10%	\$172,000	\$164,500	-4%
Average Days on Market (Listing Date to Closing Date):	155	142	-8%	170	159	-7%	146	147	0%
Average Days on Market (Listing Date to Contract Date):	77	77	0%	76	74	-2%	69	71	3%
Average Selling Price to List Price:	93.750%	95.940%	2%	93.57%	94.62%	1%	94.60%	94.41%	0%
New Listings	247	260	5%	719	777	8%	1,788	1,801	1%
Average Active Listings (New and Current)	815	868	7%	663	696	5%	752	765	2%
Average Listings Under Contract (New and Current)	94	128	36%	80	96	21%	96	109	13%

	Apr-09	Apr-10	Percent Change	2009 Year-to-Date	2010 Year-to-Date	Percent Change	May-08 through Apr-09	May-09 through Apr-10	Percent Change
All Property Types:									
Closed Sales:	51	75	47%	183	236	29%	983	979	0%
Residential	43	60	40%	153	189	24%	839	858	2%
Land	3	10	233%	16	39	144%	102	92	-10%
Commercial-Industrial	3	2	-33%	5	2	-60%	13	8	-38%
Multi-Family	2	3	50%	9	6	-33%	29	21	-28%
Dollar Volume:	\$8,480,398	\$12,386,460	46%	\$29,046,736	\$40,601,728	40%	\$182,839,268	\$179,669,820	-2%
Residential	\$7,602,748	\$10,997,935	45%	\$25,515,486	\$35,771,528	40%	\$165,484,053	\$166,625,870	1%
Land	\$209,750	\$391,400	87%	\$1,225,850	\$2,348,575	92%	\$7,849,615	\$5,573,875	-29%
Commercial-Industrial	\$283,400	\$259,000	-9%	\$648,400	\$259,000	-60%	\$2,120,200	\$1,864,500	-12%
Multi-Family	\$384,500	\$738,125	92%	\$1,657,000	\$2,222,625	34%	\$7,385,400	\$5,605,575	-24%
Average Active Listings (New and Current)	1,210	1,293	7%	951	1,115	17%	1,109	1,182	7%
Average Listings Under Contract (New and Current)	121	159	31%	109	127	17%	131	137	5%

SOURCE: Ithaca Board of REALTORS®.

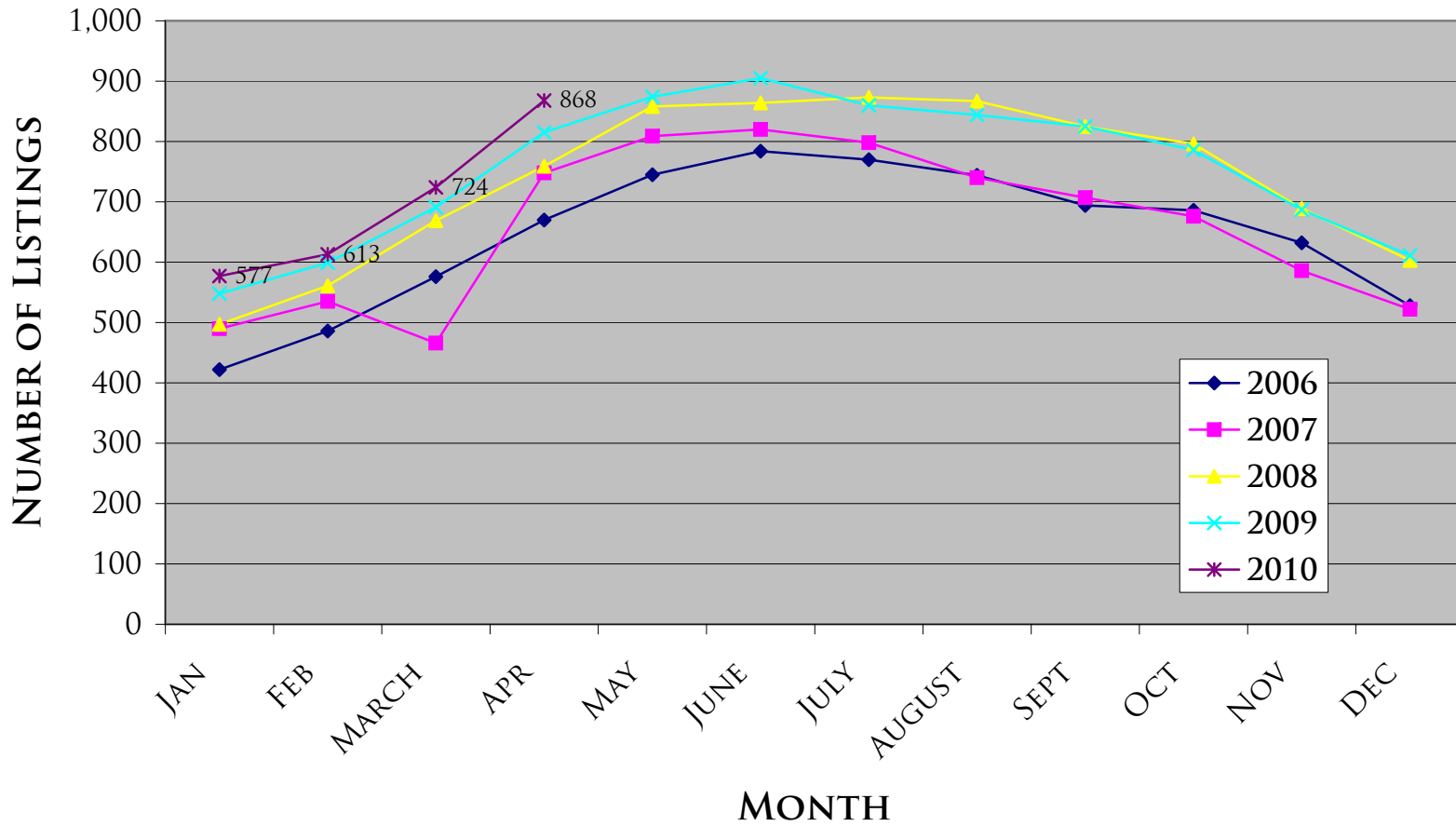
NOTE: The data relating to real estate sales comes from the Ithaca Board of REALTORS® Multiple Listing Service. Information deemed reliable but not guaranteed.



AVERAGE ACTIVE RESIDENTIAL LISTINGS PER MONTH (2006-2010)

Developed By: Tammarion Lam, Warren Real Estate

Source of data relating to real estate: Ithaca Board of Realtors® Multiple Listing Service,
Information Deemed Reliable but not guaranteed



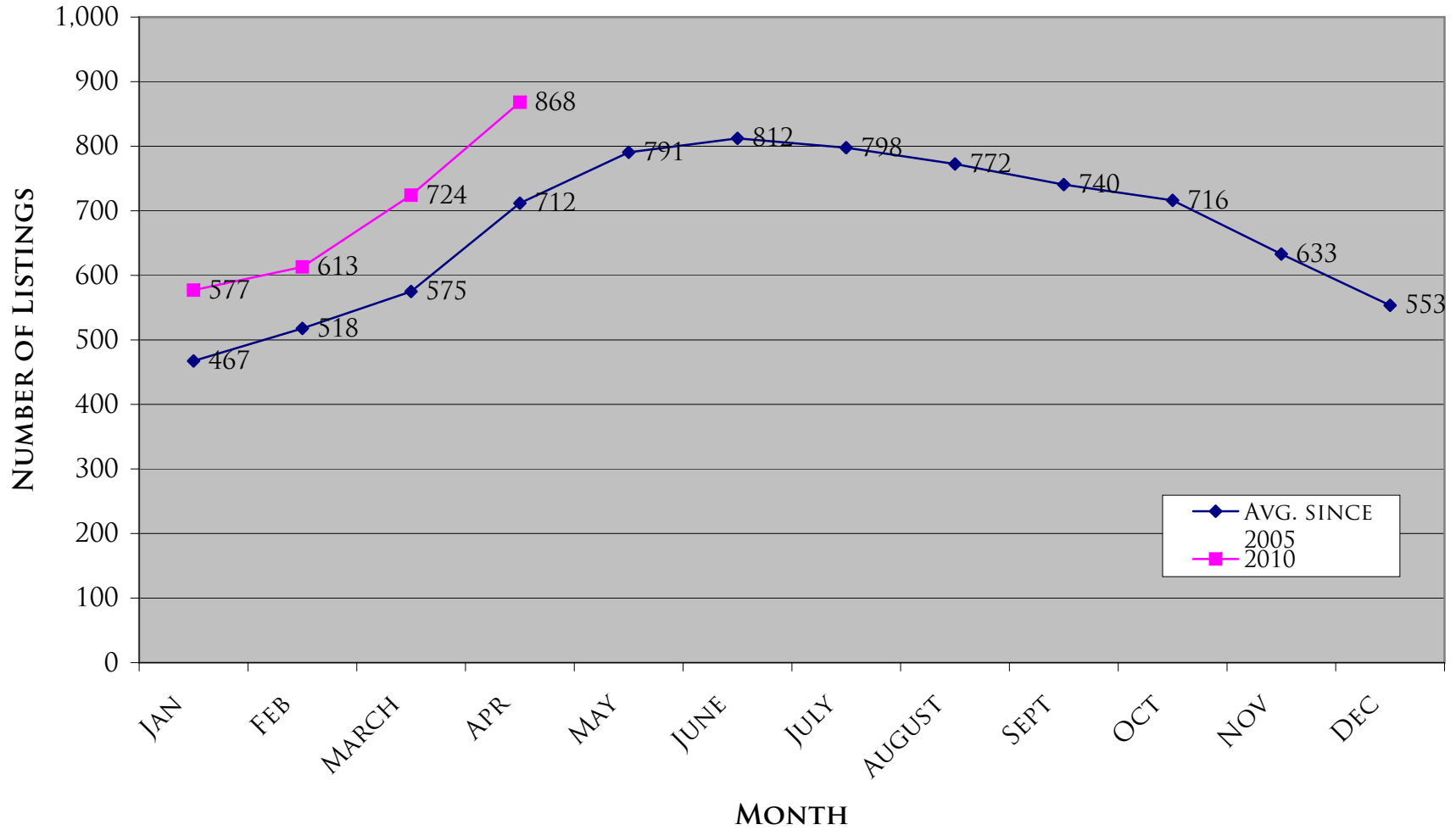


AVERAGE ACTIVE RESIDENTIAL LISTINGS PER MONTH (2005-2010)

Developed By: Tammarion Lam, Warren Real Estate

Source of information relating to real estate: Ithaca Board of Realtors® Multiple Listing Service,

Information deemed reliable but not guaranteed

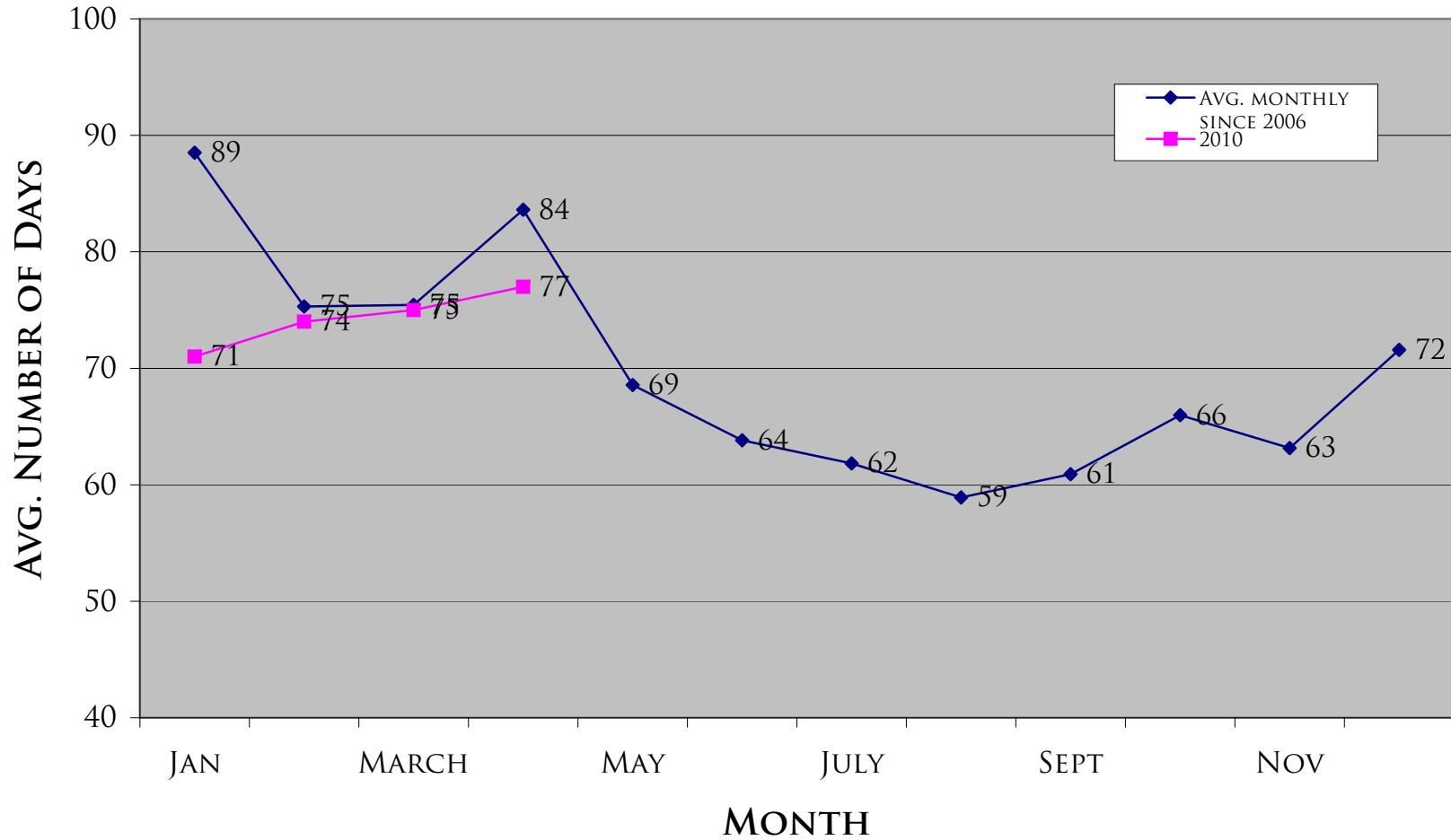




RESIDENTIAL AVG. DAYS ON MARKET (LIST TO CONTRACT)

Developed By: Tammarion Lam, Warren Real Estate

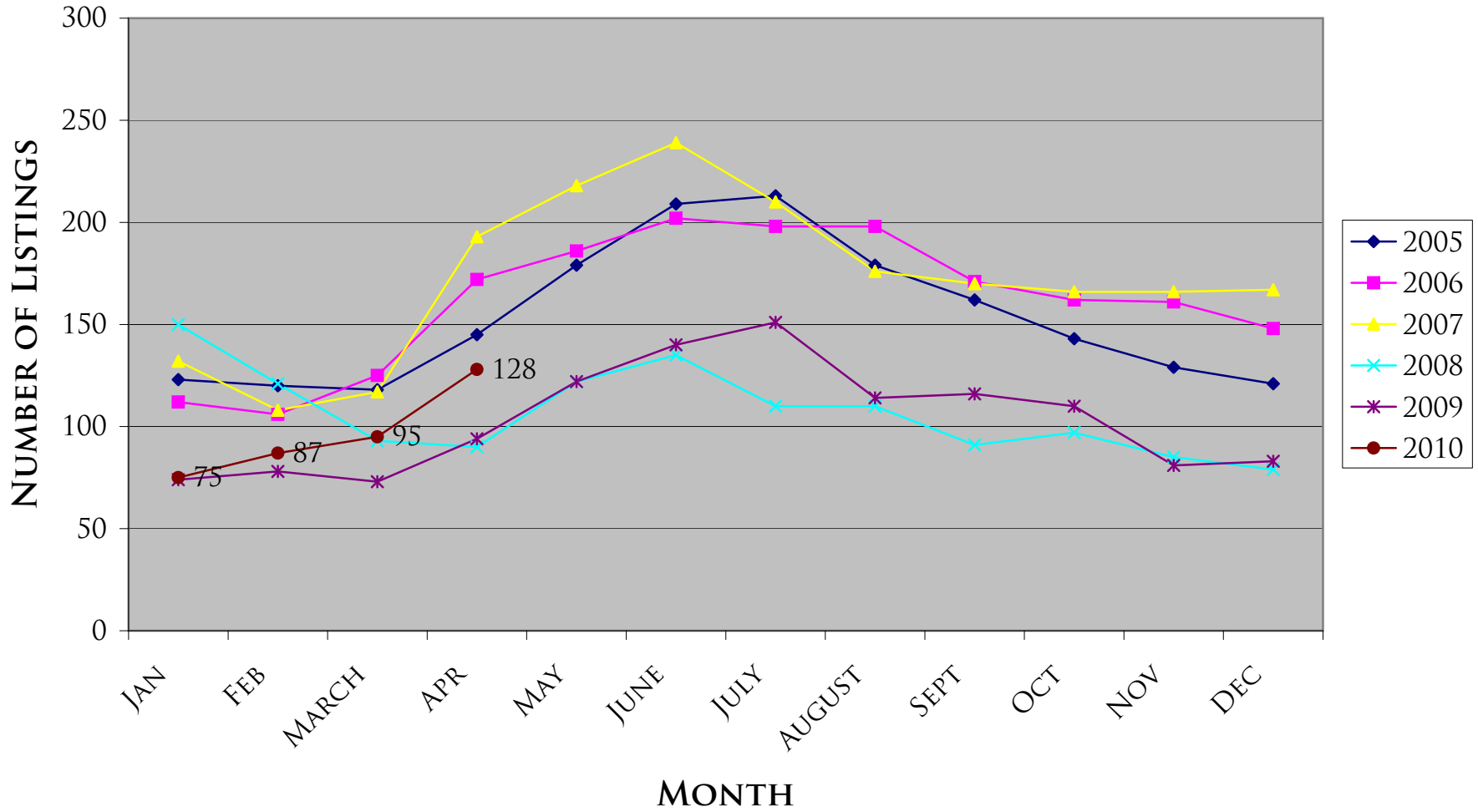
Source of data relating to real estate: Ithaca Board of Realtors® Multiple Listings Service,
Information deemed reliable but not guaranteed





AVERAGE RESIDENTIAL LISTINGS UNDER CONTRACT (NEW AND CURRENT)

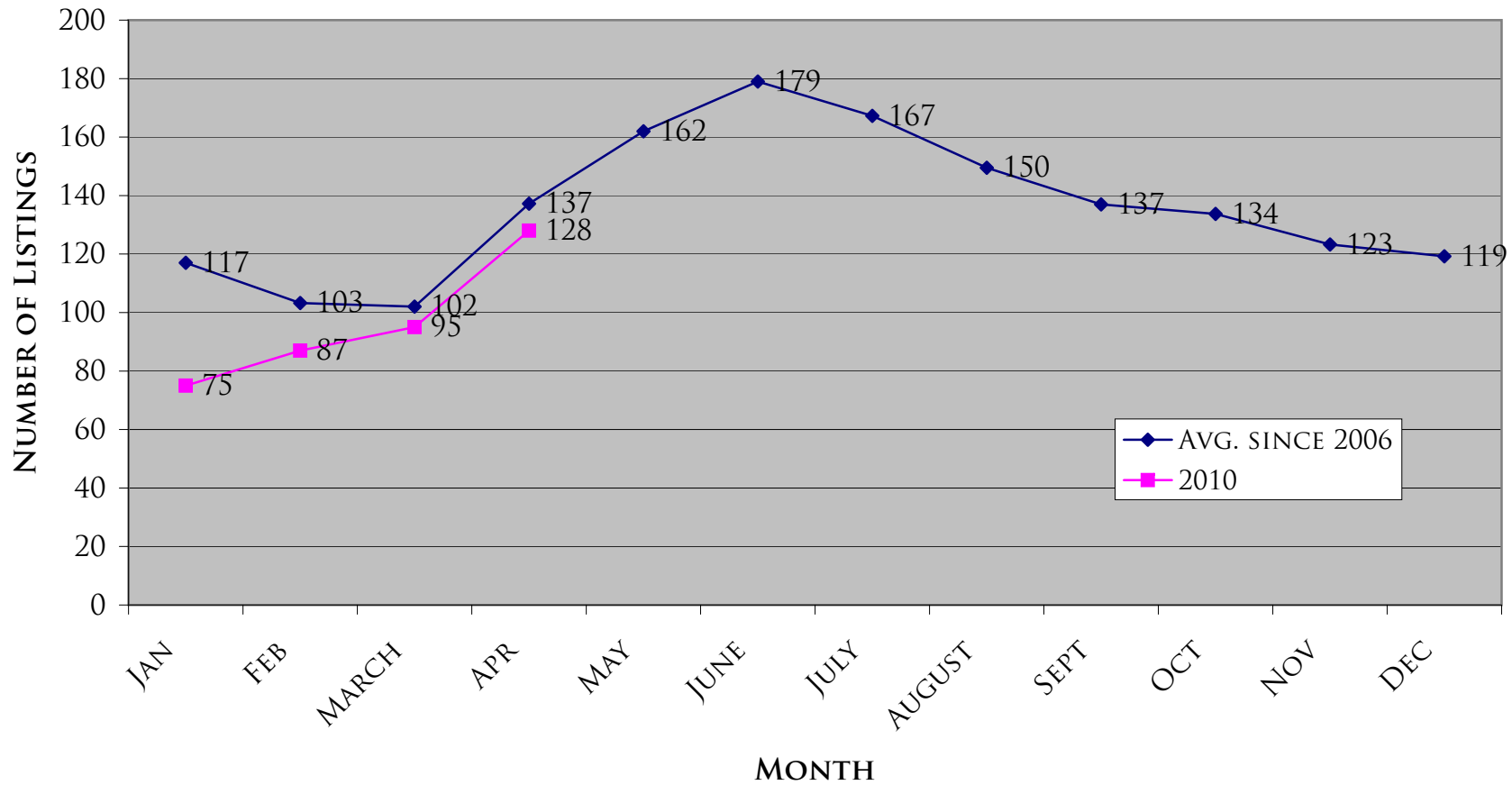
Developed By: Tammarion Lam, Warren Real Estate
Source of data relating to real estate: Ithaca Board of Realtors®,
Information deemed reliable but not guaranteed





AVERAGE RESIDENTIAL LISTINGS UNDER CONTRACT (NEW AND CURRENT)

Developed By: Tammarion Lam, Warren Real Estate
Information relating to real estate: Ithaca Board of Realtors®,
Information deemed reliable but not guaranteed



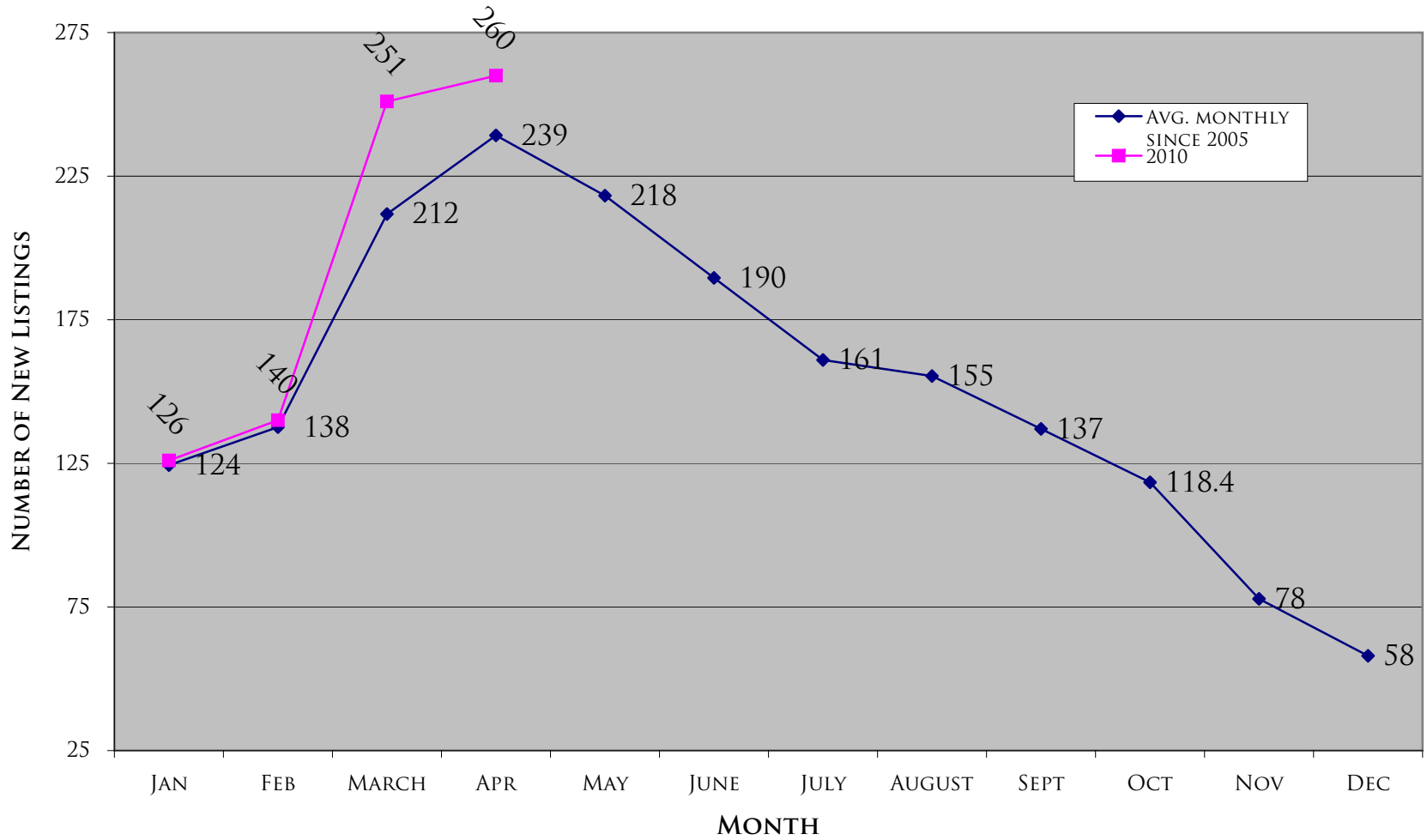


NUMBER OF NEW RESIDENTIAL LISTINGS PER MONTH (YEAR OVER YEAR)

Developed By: Tammarion Lam, Warren Real Estate

Source of data relating to real estate: Ithaca Board of Realtors® Multiple Listing Service,

Information deemed reliable but not guaranteed

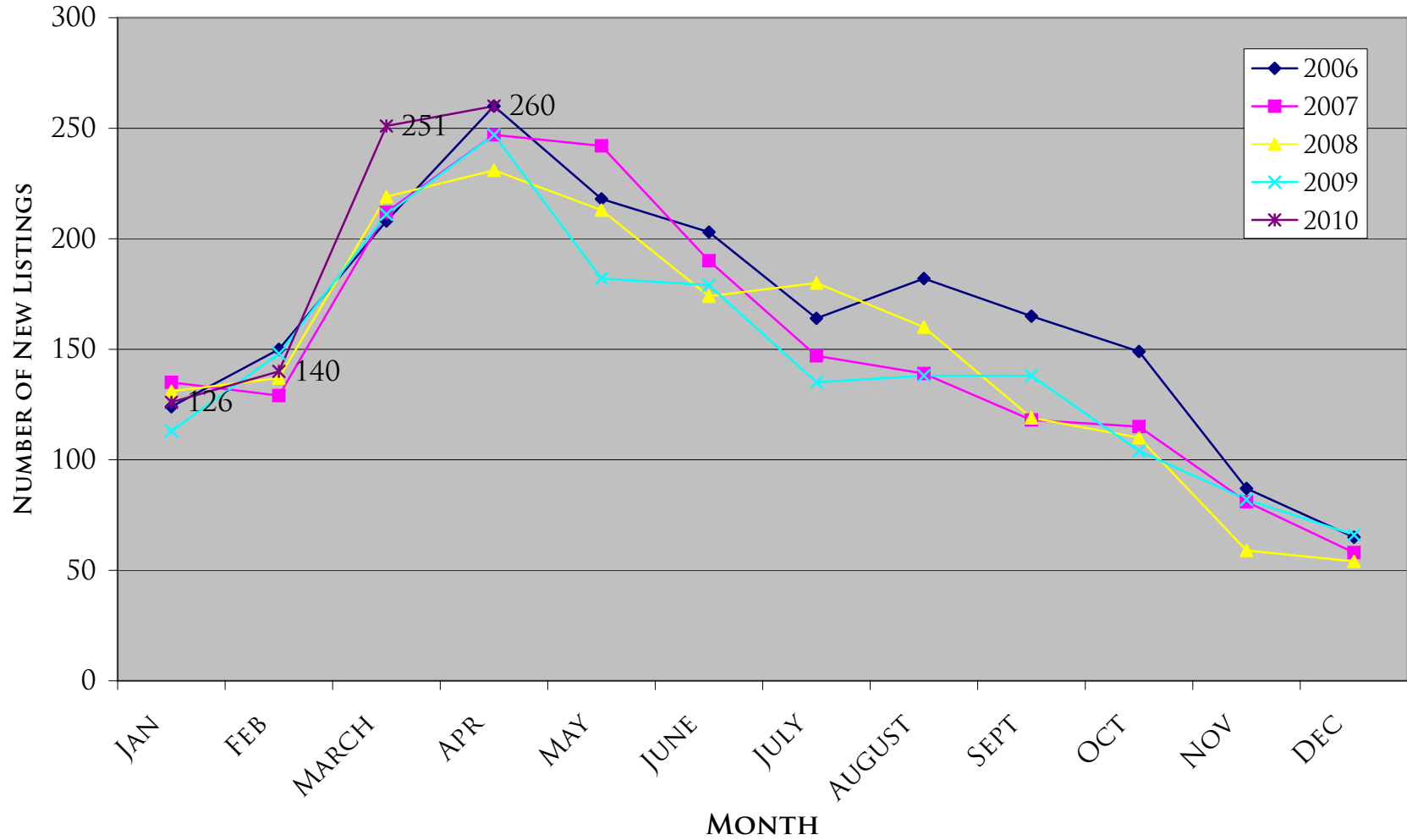




NUMBER OF NEW RESIDENTIAL LISTINGS PER MONTH (YEAR OVER YEAR)

Developed By: Tammarion Lam, Warren Real Estate

Source of data relating to real estate: Ithaca Board of Realtors® MLS,
Information deemed reliable but not guaranteed



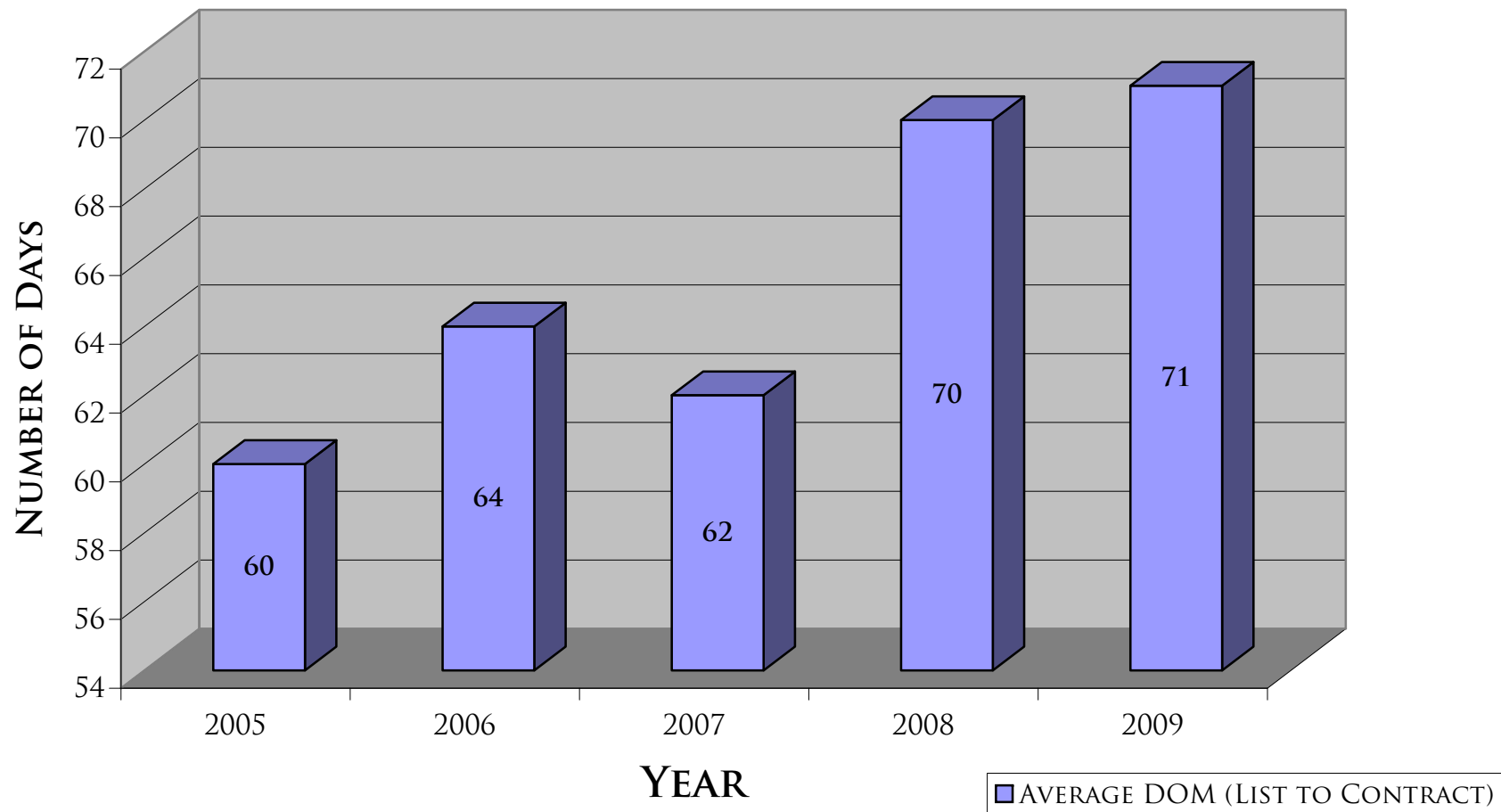


AVG. RESIDENTIAL DAYS ON THE MARKET (LIST TO CONTRACT) 2005-2009

Developed By: Tammarion Lam, Warren Real Estate

Source of information related to real estate: Ithaca Board of Realtors® MLS,

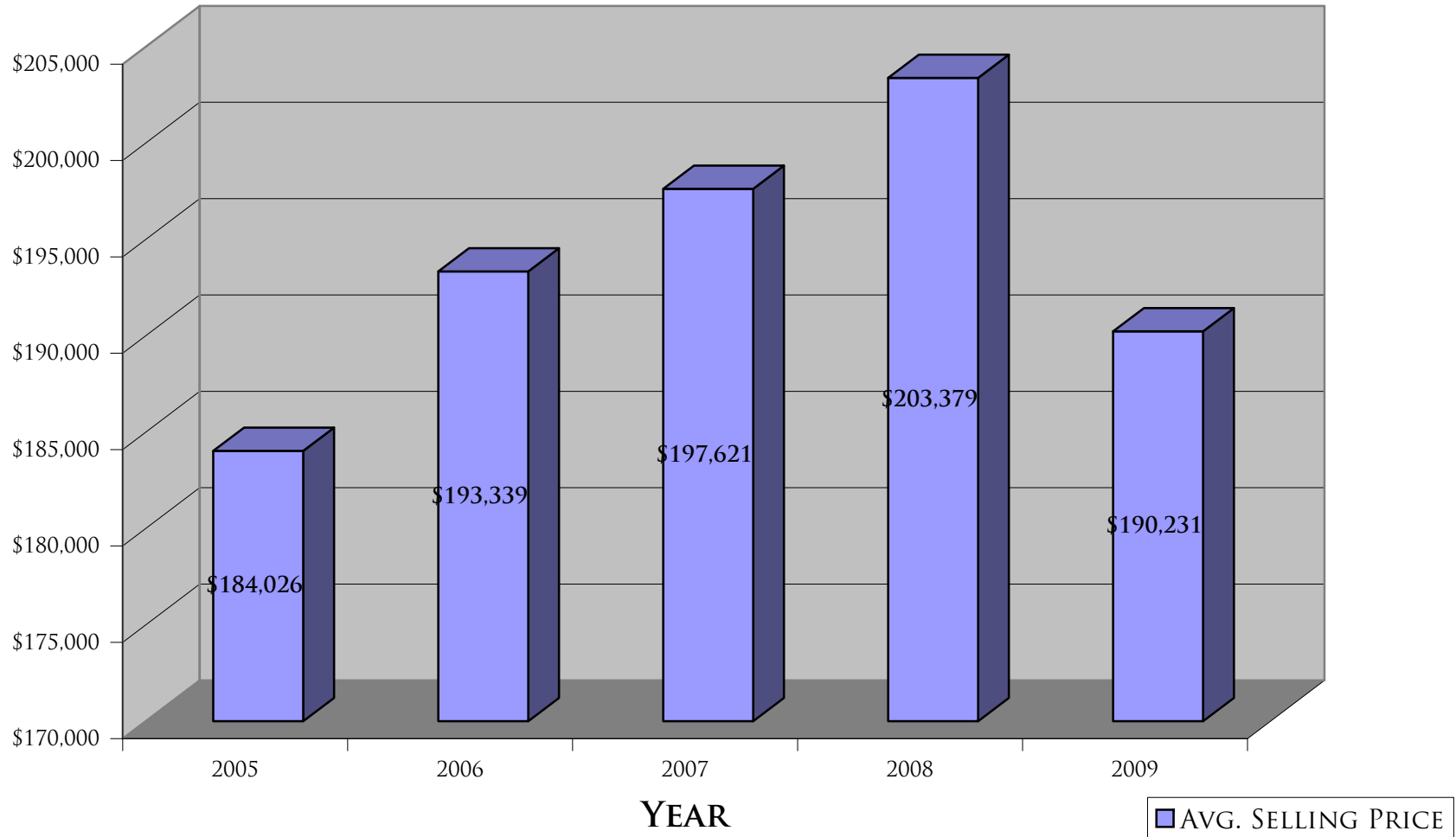
Information deemed reliable but not guaranteed





AVERAGE RESIDENTIAL SELLING PRICE 2005-2009

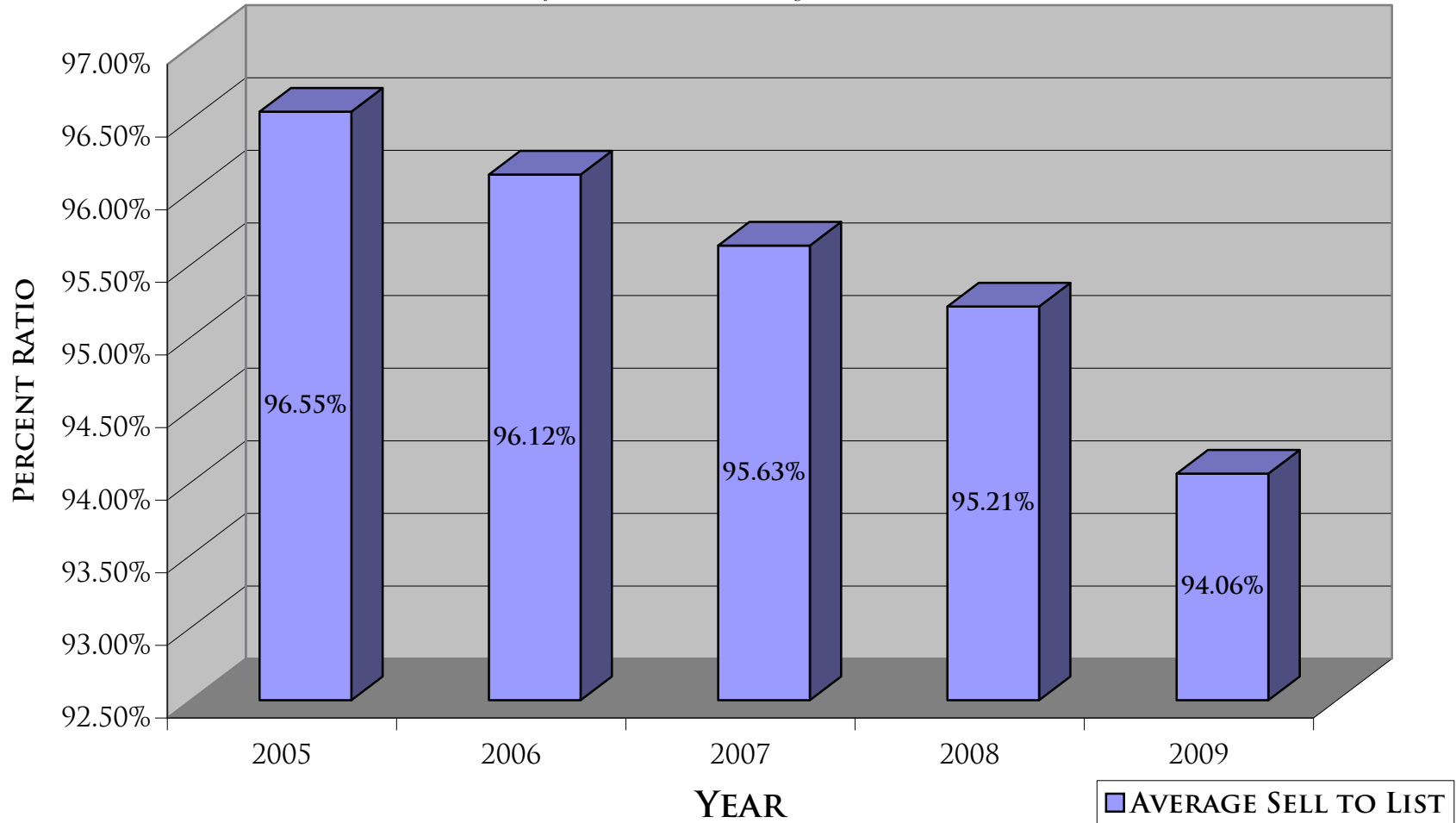
DEVELOPED BY: TAMMARION LAM, WARREN REAL ESTATE
SOURCE OF INFORMATION RELATED TO REAL ESTATE: ITHACA BOARD OF REALTORS' MLS.
INFORMATION DEEMED RELIABLE BUT NOT GUARANTEED





AVERAGE RESIDENTIAL SELLING PRICE TO LISTING PRICE 2005-2009

*Developed By: Tammarion Lam, Warren Real Estate
Source of information: Ithaca Board of Realtors® MLS,
Information deemed reliable but not guaranteed*





TOTAL RESIDENTIAL DOLLAR VOLUME 2005-2009

*Developed By: Tammarion Lam, Warren Real Estate
Source of information: Ithaca Board of Realtors® MLS,
Information deemed reliable but not guaranteed*

